



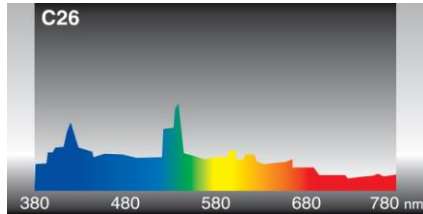
## LED Pan Pro Retro Kit No Recess Can needed



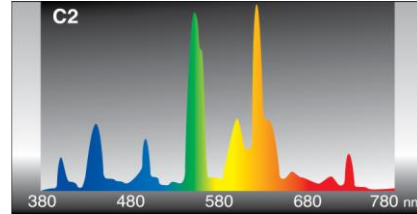
Watts	4" 9W / 6" 15W
LED	Edgelit SMD 2835
Beam Spread	180 Degrees
Color Temperature CCT	3000K & 5000K
Connection	Includes Junction Box for easy wiring
CRI	85
THD	20%
Power Factor	.99
Lumen Output	4" - 700 Lmn / 6" - 1000Lmn
Dimming	Triac Dimmable
Housing	Diecast Aluminum / Acrylic LGP
Life (Average)	50000 Hours
Voltage	120V
Code 4"	DL4PP-9W/X
Code 6"	DL6PP-15W/X
Warranty	5 Years
X = Color Temperature	3000K X=3      5000K X=5

All parts of this document are ownership of LGI. All rights reserved. This document and the included information are provided without any responsibility deriving from mistakes or omissions. No part of this document can be cut, reproduced or used without written authorization. LGI maintains the right to change the included data without notice due to improvements of the products.

## LED Pan Pro Retro Kit No Recess Can needed

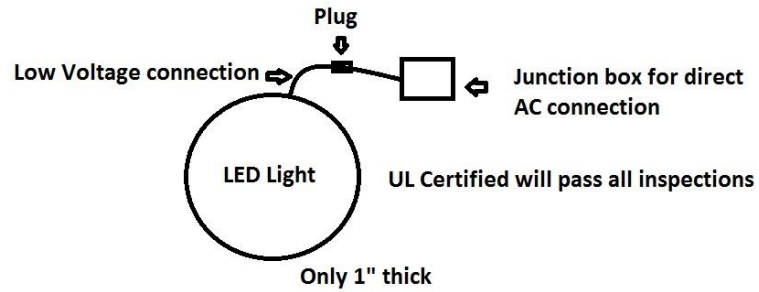


**5000K**



**3000K**

Simply cut a hole in your ceiling and  
insert this kit into the hole.



All parts of this document are ownership of LGI. All rights reserved. This document and the included information are provided without any responsibility deriving from mistakes or omissions. No part of this document can be cut, reproduced or used without written authorization. LGI maintains the right to change the included data without notice due to improvements of the products.