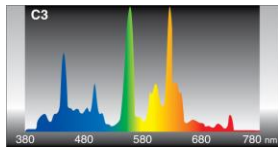


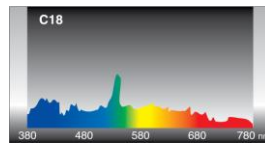


Performance Data

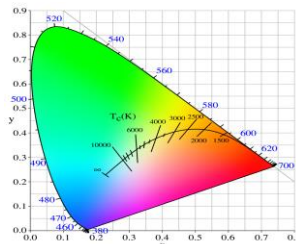
Light Output 40W	4200 Lumens
Light Output 50W	5300 Lumens
Color Rendering	82 CRI
Color Temperature (k)	4000K or 5000K
LED Type	Edge Lit
Input Voltage	100-277 VAC
Dimmable / NON Dimmable	Dimmable and Non-Dimmable available
Dimmer Type	0-10V Dimming
Mounts	Troffer
Shape	Square
Diameter	2Ft X 2 Ft
Fixture Type	Panel Light
Code 40W 4000K	EL2X2P40WN-4K
Code 40W 5000K	EL2X2P40WN-5K
Code 50W 4000K	EL2X2P50WN-4K
Code 50W 5000K	EL2X2P50WN-5K
Dimmable Option	Add /D for Dimmable



4000K



5000K



All parts of this document are ownership of LGI. All rights reserved. This document and the included information are provided without any responsibility deriving from mistakes or omissions. No parts can be cut, reproduced or used without written authorization. LGI maintains the right to change the included data without notice due to improvements of the products.